

MACH SERIE

MACH 2030s - MACH 2050s - MACH 2040s OD

Kinetico's commercial softeners are highly advanced in design to offer flexibility in both set-up and operation. This flexibility enables the systems to operate in either an Overdrive configuration, for maximum flow, or in an Alternating configuration, for maximum efficiency.

After setting the flow configuration and meter volume, these units work automatically to provide high quality soft water in a continuous flow.

- User-configured flow path offers maximum flexibility
- Variable meter ranges allow for extreme low or high flow sensitivity
- Variable quick-connect adapters simplify installation



Over 40 Years Experience



Non-Electric



Twin Tank Design



Metered Regeneration



Soft Water Rinse







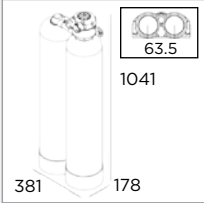
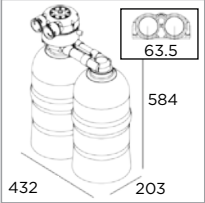
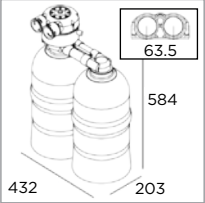
Countercurrent Regeneration



Low Salt Consumption

COMMERCIAL MACH SERIE



	MACH 2030s	MACH 2050s	MACH 2040s OD
			
			
	Measurements in mm	Measurements in mm	Measurements in mm

Min. Flow	2	2	2
Max. Flow@1 bar, l/m	34	38	41

Function:	Alternating	Alternating	Overdrive
-----------	-------------	-------------	-----------

Meter Type	Half / Louver	Half / Louver	Half / Louver
------------	---------------	---------------	---------------

Disc Selection:	°dH	L	°dH	L	°dH	L
1	5	4740	5	2771	6	2487
2	11	2373	11	1385	14	1244
3	17	1580	17	924	19	829
4	21	1180	23	693	25	622
5	26	950	28	552	29	497
6	31	790	34	462	34	412
7	36	677	40	396	38	355
8	40	590	44	346	42	311

Regeneration:	*Regeneration/consumption can be adjusted by changing the salt settings - Just ask your Kinetico dealer					
---------------	---	--	--	--	--	--

*Salt Consumption (kg)	1.2	0.45	0.45
Time (min.)	40	11	11
Volume (Litre)	109	27	27

Specification:			
Media volume	2 x 13	2 x 11	2 x 11
Inlet/outlet connections	1" to 1.25"	3/4" to 1"	1" to 1.25"
Maße Salztank in mm	Ø457 x 889	410 x 300 x 510	410 x 300 x 510
Salt Capacity	114 kg	23 kg	23 kg
Max. Temp:	49°C	49°C	49°C
Min./Max. Inlet Pressure	2,5/8,5 bar	2,5/8,5 bar	2,5/8,5 bar
Min. Outlet Pressure	1,5 bar	1,5 bar	1,5 bar